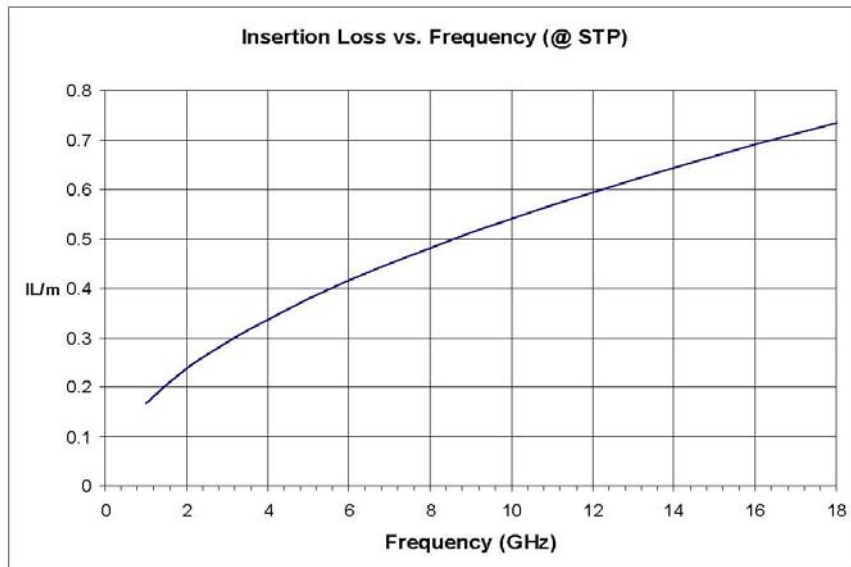
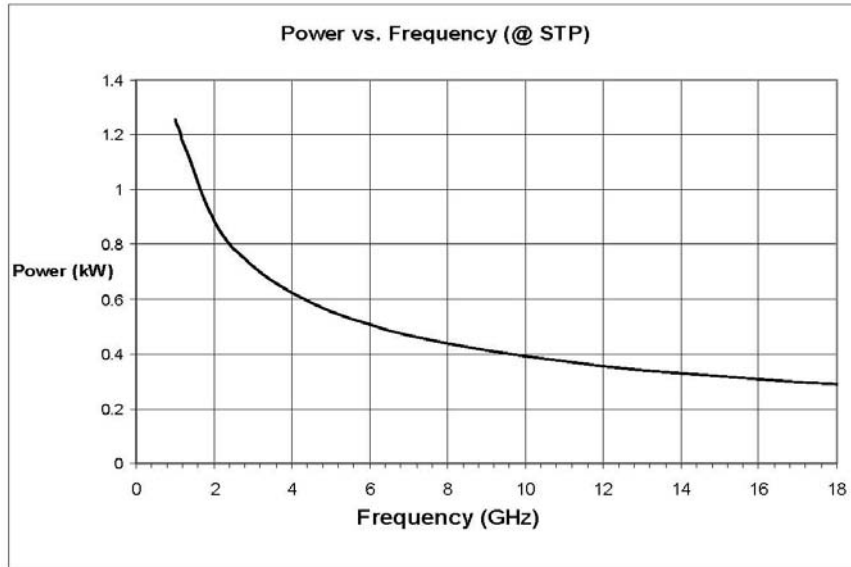




Model CC1 Series Microwave Coaxial Cables

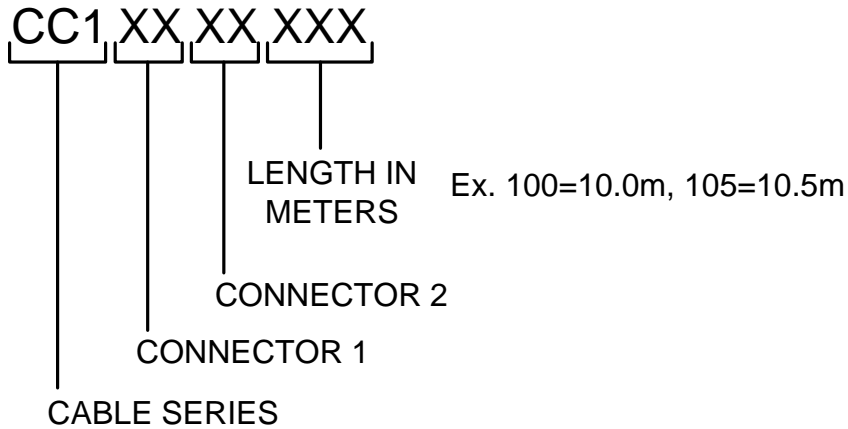
AR RF/Microwave Instrumentation offers a standard product line of armored low loss microwave coaxial cables. VSWR is typically less than 1.35:1. The CC1 Series is designed for applications with frequencies up to 18GHz.



$L1 = \text{Cable insertion loss/m at any frequency} = .150 \cdot \sqrt{F(\text{GHz})} + .0059 \cdot (F(\text{GHz}))$
 $L2 = \text{Connector loss at any frequency} = .0087 \cdot \sqrt{F(\text{GHz})} + .0057 \cdot (F(\text{GHz}))$
Total assembly loss = $L1 + 2 \cdot L2$

COAXIAL CABLE ORDERING GUIDELINES

Use the following guidelines when ordering cables:



CONNECTORS	
TYPE	PREFIX
SMA male	07
TNC male	09
N male	11
N female	12
7-16 male	13
7-16 female	14

Connector Type	Max Power @ Max Frequency Watts @ GHz
SMA	100@18
TNC	250@18
N	250@18
7-16	440@8

Finished outside diameter: 14.0 mm (0.55 in)
 Minimum bend radius: 152 mm (6 in)

NOTE: Maximum operating frequency and power handling capability of cable will be determined by the lowest frequency or power connector.